

Statistical Orientation Curaçao 2010-2011


Fort Amsterdam z/n, Curaçao
Tel.: (599-9) 461-1031 | Fax.: (599-9) 461-1696
E-mail: info@cbs.an | www.cbs.an




- | | | |
|---------------------|--------------------|------------------|
| 1 Westpunt | 13 Meiberg | 39 Kwarchi |
| 2 Lagun | 14 Souax | 40 Montaña Abou |
| 3 Christoffel | 15 St. Michiel | 41 Labadera |
| 4 Flip | 16 Piscaderabaai | 42 Seru Lora |
| 5 Tera Pretu | 17 Hato | 43 Zeelandia |
| 6 Lelienberg | 18 Fortuna | 44 Nieuwe Haven |
| 7 Soto | 19 Rancho | 45 Dok |
| 8 Pannekoek | 20 Ronde Klip | 46 Schottegat |
| 9 Wacao | 21 Brevengat | 47 Wishi |
| 10 Barber | 22 Maria Maai | 48 Habaai |
| 11 St. Willibrordus | 23 Muizenberg | 49 Mundo Nobo |
| 12 Tera Cora | 24 Sta. Maria | 50 Domi |
| | 25 Mahuma | 51 Otrabanda |
| | 26 Groot Piscadera | 52 Punda |
| | 27 Paradijs | 53 Scharloo |
| | 28 Wanapa | 54 Parera |
| | 29 Buena Vista | 55 Berg Altena |
| | 30 Kanga/Dein | 56 Saliña |
| | 31 Suffisant | 57 Dominguito |
| | 32 Mon Repos | 58 Rooi Santu |
| | 33 Bonam | 59 Koraal Specht |
| | 34 Roosendaal | 60 Steenrijk |
| | 35 Asiento | 61 Koraal Partir |
| | 36 Groot Kwartier | 62 Montaña Rey |
| | 37 Mahaai | 63 Seru Grandi |
| | 38 Sta. Rosa | 64 Spaanse Water |
| | | 65 Oostpunt |



OTHER PUBLICATIONS OF CBS CURAÇAO




National Accounts
Netherlands Antilles 2000 - 2006



Statistical Yearbook
Netherlands Antilles 2010



MODUS
CBS Curaçao's Statistical Magazine



Supply and use table 2004,
Netherlands Antilles

KEY ECONOMIC INDICATORS

Total population (per January 2011)	145,406
Labor force, 2009	62,627
Employed population, 2009	56,582
Unemployment rate (%), 2009	9.7
Imports excl. oil and oil products (x mln ANG), 2010	2,266
Exports excl. oil and oil products (x mln ANG), 2010	259
Gross Domestic Product (x mln ANG), 2010	5,282.9
Real GDP growth, 2010	0.1
Inflation 2010.....	2.8%

CAPITAL:	Willemstad
Area in square kilometers.....	444
Population density per square kilometers, per January 2011	328
Languages spoken.....	Dutch, Papiamentu, English, Spanish

CLIMATE

Temperature in degrees centigrade (2010)

Average temperature in degrees centigrade	28.2
Absolute maximum temperature in degrees centigrade.....	35.2
Absolute minimum temperature in degrees centigrade	22.0
Average maximum temperature in degrees centigrade	31.5
Average minimum temperature in degrees centigrade.....	25.9

Precipitation in millimeters (2010)

Total average monthly rainfall in milliliters.....	963
--	-----

Maximum monthly precipitation in November.....	298
Minimum monthly precipitation in February.....	0
Maximum precipitation in one day.....	107
Number of rain days.....	81

Cloud coverage and sunshine (2010)

Average cloud coverage (in %) ¹	56
Average daily duration of sunshine (in hours and minutes).....	8:02
Yearly average sunshine between (6.00 am and 6.00 pm):.....	73.0%

Wind speed, air pressure and humidity (2010)

Average wind speed (10 m/s).....	4.9
Maximum wind gust (in m/s).....	16.8
Average air pressure (in mb).....	1011
Average relative humidity.....	80

POPULATION (per January 2011)

Total inhabitants	145,406
Males.....	66,582
Females.....	78,824
Females per 1000 Males.....	1184

Age distribution%	
- under 20 years.....	41,045 28.2
- 20-64 years.....	86,439 59.5
- 65 years and over.....	17,922 12.3

Vital statistics

Live births.....	2,032
Deaths.....	1,246

¹ Average of daily 24 hourly observations

Natural increase	786
Registered immigration	4,910
Registered emigration	4,644
Life expectancy at birth, 2007 - 2009	
male.....	72.4
female.....	80.1
Marriages, 2009	837
Divorces, 2009	413

PUBLIC HEALTH

Hospital beds (2009)

General hospital.....	472
Surgical clinic.....	54
Psychiatric hospital.....	200
Rehabilitation handicapped child care.....	129
Chronic care.....	160
Rehabilitation (Drug addiction).....	63

Pharmacies (2009)

Pharmacies.....	33
Physicians with own pharmacy.....	1
Health institutions with own pharmacy.....	5

EDUCATION²

Students (full-time education, 2007/2008)	
- Foundation Based Education cycle 1+2.....	17,749
- Special Primary Education.....	1,198
- Basic Secondary Education (VSBO 1,2, HAVO 1,2).....	4,701

² Note: Education not subsidized by the Governments is not mentioned here

- Senior High school (HAVO/VWO 3,4,5,6)	2,400
- Preparatory Secondary Vocational Education (VSBO 3,4)	4,194
- Senior Secondary Vocational Education (SBO)	3,366
- Special Secondary Education (AGO, VSO, PBO)	788
- Teacher Training College (APK)	138
- University of Curaçao	2,038

LABOUR

(Labor Force Sample Survey 2009)

	total	male	female
Economically active population	62,627	30,193	32,434
Employed	56,582	27,803	28,779
Unemployed	6,045	2,390	3,655
Unemployment rate	9.7%	7.9%	11.3%
Youth unemployment rate	24.7%		

Employed population by age group, 2009

15 - 24	4,118
25 - 34	11,368
35 - 44	16,582
45 - 54	15,961
55 plus	8,552

Employed population by economic activity, 2009

(3-year moving average)	%
- Agriculture, fishing and mining	705..... 1.2
- Manufacturing	3,914..... 6.9
- Electricity, gas and water	806..... 1.4
- Construction.....	4,911..... 8.7
- Trade, restaurants and hotels	14,240..... 25.2
- Transport, storage and communication.....	3,894..... 6.9
- Banking, insurance and business services	10,250..... 18.1
- Other services	17,862..... 31.6
Total	56,582..... 100.0

Employed population by level of education, 2009

- Elementary education	4,387
- Secondary education 1 st stage	19,803
- Secondary education 2 nd stage	17,099
- Higher education.....	13,289

Employed population by gross monthly income (ANG), 2009

500 or less.....	2124
501 - 1000	5030
1001 - 2000	18,574
2001 - 3000	9,359
3000 plus	17,780

FOREIGN TRADE (2010) (in mln ANG)

Total imports, exclusive oil and oil products 2,266

Total exports, exclusive oil and oil products 259

Imports according to sections

Food and live animals 400

Beverage and tobacco 94

Crude materials, inedible, except fuels 25

Animal and vegetables oils 11

Chemicals and related products 249

Manufactured goods 308

Machinery and transport equipment 787

Miscellaneous manufactured articles 370

Commodities and transactions 23

Exports according to sections

Food and live animals 25

Beverage and tobacco 12

Crude materials, inedible, except fuels 1

Animal and vegetables oils 0

Chemicals and related products 22

Manufactured goods 24

Machinery and transport equipment 146

Miscellaneous manufactured articles 20

Commodities and transactions 9

Imports by main countries of origin in 2010 (Excl. oil products)

U.S.A 831

The Netherlands 442

Puerto Rico 122

Venezuela 109

Panama 91

Exports by main countries of destination in 2010 (Excl. oil products)

U.S.A 103

The Netherlands 37

Aruba 27

St. Maarten 8

Taiwan 6

PRODUCTION

Volume index production sand and rubble stone for local market
(Jan 2000=100), 2009 174

Buildings completed, 2009 767

of which dwellings 378

Estimated construction value of buildings (ANG 1000) 307,067

Electricity production (mln. kWh), 2010 869

Water production (x1000 m³), 2010 13,846

Volume index of production of oil products (1976=100), 2010 34.1

Curaçao Dry Dock man-hours sold (x 1000), 2009 638

TRAFFIC AND TRANSPORT (2010)

Passenger cars registered 80,824

Ships piloted into ports - number 2,464

- tonnage (x1000 grt) 52,177

Containers movement TEUS 93,603

Landings of aircrafts 23,675

Passenger arrivals and departures by air (1000) 1,414

TOURISM (2010)

Stay-over tourism (x1000)	
- number of tourists	342
- number of nights, 2009.....	2,724
Cruise tourists (x1000)	383
Cruise calls.....	220
Hotel occupancy rate	71.7

NATIONAL ACCOUNTS (2010)

Domestic product by sector and industry, Curaçao; (market prices, mln ANG)

Non-financial corporations:

ISIC	Kind of economic activity	
ABC	Agriculture, fishing and mining	30.3
D	Manufacturing	402.5
E	Electricity, gas and water	170.5
F	Construction	283.1
G	Trade	632.8
H	Hotels and restaurants.....	213.0
I	Transport, storage and communication	517.5
K	Real estate, renting, business activities and other services	369.1
M	Education private.....	26.8
N	Health and social work	246.6
O	Other community, social and personal service activities	174.9
	Value added, gross, market prices	3,067.1

Financial corporations

J	Financial intermediation.....	768.1
	Value added, gross market prices	768.1

Government incl. social security

Value added, gross, market prices	608.8
Households & non-profit institutions serving households	
Value added, gross market prices	448.4
Total Value Added, gross, market prices	4,892.4
Taxes less subsidies on products	534.6
Minus fisim	144.1
Domestic Product gross, market prices.....	5,282.9

CONSUMER PRICES

Price index numbers of the household consumption, average of 12 months

base October 2006 =100		%
- 2003.....	91.2	1.6
- 2004.....	92.5	1.4
- 2005.....	96.3	4.1
- 2006.....	99.3	3.1
- 2007.....	102.3	3.0
- 2008.....	109.3	6.9
- 2009.....	111.2	1.8
- 2010.....	114.3	2.8

SOCIAL AFFAIRS (2009)

Social securities (x 1000 ANG)

General old age insurance

premium received.....	378,974
amount paid.....	354,544

General widow's and orphans insurance

premium received	29,147
amount paid	20,040

Accident insurance

premium received	26,619
amount paid	5,722
of which sickness benefits	5,689
medical costs	33

Illness insurance

premium received	198,368
amount paid	217,430
of which sickness benefits	23,850
medical costs	193,581

Number of persons receiving free medical assistance 33,240

Number of persons receiving welfare benefits 6,148

Minimum wages per hour in ANG (all categories) 7.53

