



CBS
Central Bureau of Statistics

CURAÇÃO IN FIGURES

STATISTICAL ORIENTATION

CURAÇÃO 2015

Central Bureau of Statistics

STATISTICAL ORIENTATION

CURAÇAO 2015

Willemstad, January 2015
CENTRAL BUREAU OF STATISTICS CURAÇAO

PUBLISHER

Central Bureau of Statistics Curaçao
Fort Amsterdam z/n
Curaçao

PRINTER

REPRO Full Color + CTP

DESIGN

Hagen Design & Strategy

INFORMATION

Contact Telephone: 05999 4611031
Telefax: 05999 4611696
Email: info@cbs.cw
Website: www.cbs.cw

WHERE TO ORDER

Central Bureau of Statistics Curaçao
Department of Publication & Information

© Central Bureau of Statistics Curaçao, 2015
The contents of this publication may be quoted provided
the source is given accurately and clearly

GENERAL INFORMATION



Region.....	Caribbean
Currency.....	Antillean Guilder
Capital city	Willemstad
Area in square kilometers.....	444
Population density per square kilometers, per January 1st 2014	354
Official Languages.....	Dutch, Papiamentu, English, Spanish

CLIMATE (2014)

Average temperature in degrees centigrade (2014)	27.9
Total average yearly rainfall in milliliter (2014).....	389.4

Number of
raindays (2014).....62



ECONOMY (in mln ANG)

GDP Gross Domestic product, market prices (2014)	5655.1
GDP real growth (2014).....	-1.1
Gross National Income, market prices (2014)	5603.5

Per capita Gross National Income,
market prices (2014).....35941.0



EDUCATION

Total students primary and secondary education (2014/2015) 28962


Total numbers of students University of Curaçao (Dec. 2014) 2054

Dropout rate total population (Census 2011)..... 36.9

Dropout rate (youth15-24) (Census 2011) 34.9

Schoolparticipation rate (Census 2011)

Total population.....26.2%



ENTERPRISES (2014)

Active registries (1 Januari 2014)	38.338
International	14.544
Local.....	23.794
Liquidations	2.566

FOREIGN TRADE (2012) (in mln ANG)

Total imports, exclusive oil and oil products	2,714
Total exports, exclusive oil and oil products	365



Imports by main countries of origin in 2012 (Excl. oil products)

U.S.A.....	1260
Netherlands.....	442
Puerto Rico	136
Venezuela	104
Panama.....	102

Exports by main countries of destination in 2012 (Excluded oil products)

U.S.A.....	95
Aruba.....	83
Netherlands.....	63
St. Maarten.....	36
Venezuela	13

HEALTH

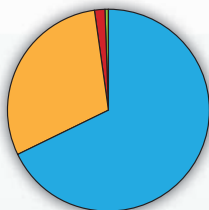
Population by 5 most common deceases (Census 2011)

High blood pressure.....	21,162
Diabetes.....	9,636
Heart problems.....	5,297
Asthma/chronic bronchitis/CARA.....	6,859
Glaucoma/pressure in the eyes.....	4,438

HOUSING

Dwellings by right of ownership/ type of owner (%) (Census 2011)

In property	67.8
On loan.....	1.7
Rented	30.1
Other	0.4



INCOME

Gross monthly household income (Census 2011)	5.331 ANG
Gross monthly personal income (Census 2011)	3.023 ANG

LABOUR

(Labor Force Sample Survey 2013)

	total	male	female
Employed population	63.493	31.350	32.143
Unemployed population	9.512	3.671	5.841
Economically active population	73.005	32.021	37,984
Unemployment rate	13.0%	10.4%	15.4%
Youth unemployment rate	37.2%		
Participation rate	48.4%	51.0%	46.2%

Persons employed by the government (2014) 4468

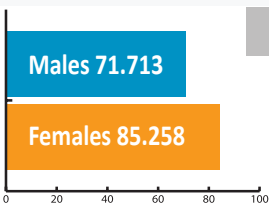


MANUFACTURING AND ENERGY (2014)

Electricity production (mIn. kWh) (2014).....	872
Water production (x1000 M3) (2014).....	14,232

POPULATION (per January 1st 2015)

Total inhabitants.....156,971



Sex ratio (Males per 100 female) 84.1

Functional age-groups

		%
- Young child (0-4).....	9,951	6.3
- Child (5-14).....	19,832	12.6
- Youth (15-24).....	19,682	12.5
- Elderly (65+).....	24,020	15.3

Fertility (2014)

Live births.....	1,963
Male.....	1,001
Female.....	962

Mortality (2014)

Total deaths.....	1,370
Male.....	727
Female.....	643

Total Fertility Rate2.0

Sex ratio at birth (boys per 100 girls)
.....104

Ave. age of mother
at birth of child.....28.5

Crude Death Rate8.8

Infant Mortality Rate12.2

Life expectancy at birth
Male.....74.8
Female.....81.0

Migration (2014)

Total immigration	5,682
Total emigration	4,150

Marriages (2014)

Resident marriages.....	696
Non-resident marriages.....	188

Crude
marriages rate.....4.5



Divorces (2014)

Divorces	344
Divorces per 100 marriages.....	49

PRICES (2014)

Inflation rate.....	1.5
Consumer Price Index.....	124.2

PUBLIC FINANCES (2014)

Government revenues.....	1551.7
Government expenditure.....	1536.97
Income from direct taxes (x mln ANG).....	678.3
Income from indirect taxes (x mln ANG).....	761.4



SOCIAL AFFAIRS

Minimum wages (per January 1, 2015, hourly: ANG)

All categories	8.15
----------------------	------

Number of persons receiving social securities

General Old Age Insurance (AOV)	52,928
General Widow's and Orphans Insurance (AWW).....	2,966
Illness Insurance (ZV).....	42,300
Basic Health Insurance (BZV).....	132,498

Numbers of persons receiving welfare benefits (onderstand) (2014)

5616



TOURISM (2014)

Stay over tourism (x1000)	
number of tourists	440
number of nights	3,739
Passenger arrivals and departures by air (x1000)	1,757
Cruise tourists (x1000)	583
Cruise calls	291
Hotel occupancy rate.....	67.3

TRANSPORT AND COMMUNICATION (2014)

Passenger cars registered	69,062
Number of passenger cars per 1000 inhabitants	446
Ships piloted into ports	
number.....	2,802
tonnage (x1000 grt).....	69,782
Containers movement TEUS	54.834
Landing of aircrafts.....	19.137
Fixed telephone communication (dec. 2014)	61,130
Mobile telephone connections (dec.2014)	192569

Dwelling by facilities (%Census 2011)

Personal computer / laptop.....	62.8
Internet connection to the dwelling.....	53.2
Internet reception via mobile telephone	27.7
Mobile internet via laptop or PC (3G)	19.1





Central Bureau of Statistics

Central Bureau of Statistics CURAÇAO
Fort Amsterdam z/n | Willemstad | Curaçao
Tel.: [+599-9] 461-1031 | Fax: [+599-9] 461-1696
Mail: info@cbs.cw | www.cbs.cw