



Central Bureau of Statistics

CURAÇÃO IN FIGURES

STATISTICAL ORIENTATION

CURAÇÃO 2017

Central Bureau of Statistics

Statistical Orientation

CURAÇAO 2017

Central Bureau of Statistics Curaçao
Willemstad, August 2018

Publisher

Central Bureau of Statistics Curaçao
WTC Building, Piscaderabay z/n
Curaçao

Information

Telephone: +5999 839-2300
Email: info@cbs.cw
Website: www.cbs.cw
Facebook: [cbscur](https://www.facebook.com/cbscur)
digitallibrary.cbs.cw

Design

Be Bold N.V

Printer

Emergency Printing

Where to order:

Central Bureau of Statistics Curaçao

© Central Bureau of Statistics, 2018

The contents of this publication may be quoted provided
the source is given accurately and clearly

Content

General Information.....	5
Culture Participation.....	6
Economy.....	7
Education.....	8
Enterprises.....	9
Environment.....	10
Foreign Trade.....	11
Health.....	12
ICT& Media.....	13
Income.....	14
Labour.....	15
Manufacturing & Energy.....	16
Migration.....	17
Population.....	18
Population.....	19
Prices.....	20
Public Finances.....	21
Social Affairs.....	22
Sport Participation.....	23
Tourism.....	24
Transport & Communication	25

General Information



Region.....	Caribbean
Currency.....	Antillean Guilder
Capital city.....	Willemstad
Area in square kilometers.....	444
Population density per square per January 1st, 2018.....	360
Official languages.....	Dutch, Papiamentu, English

Culture Participation (2016)

Active Cultural Participation

Total population
(6 years and older)

25,6%

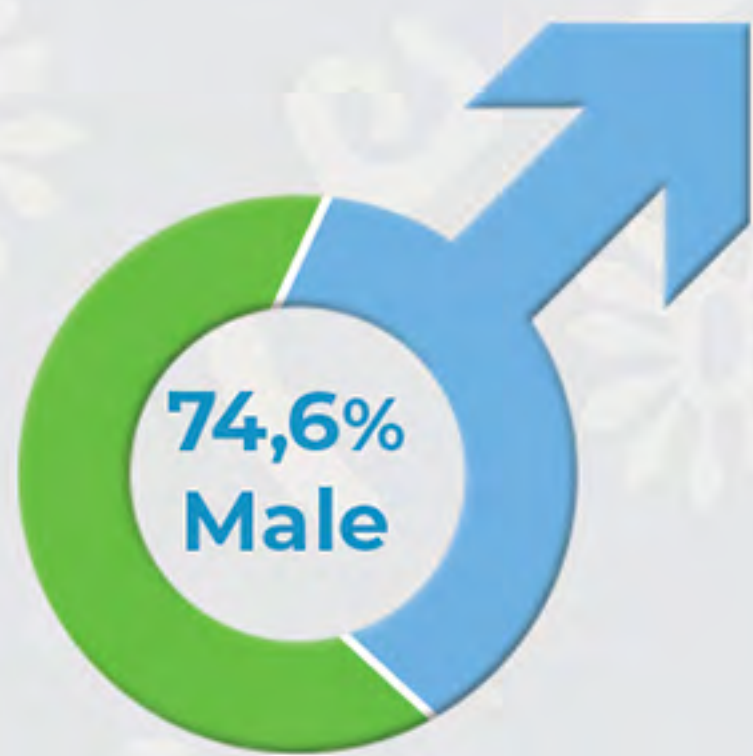
23,6%
Male



27,3%
Female

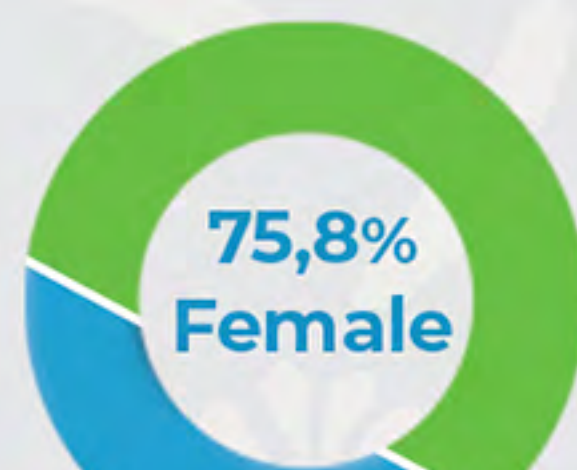


Passive Cultural Participation



Total population
(12 years and older)

74,6%
Male



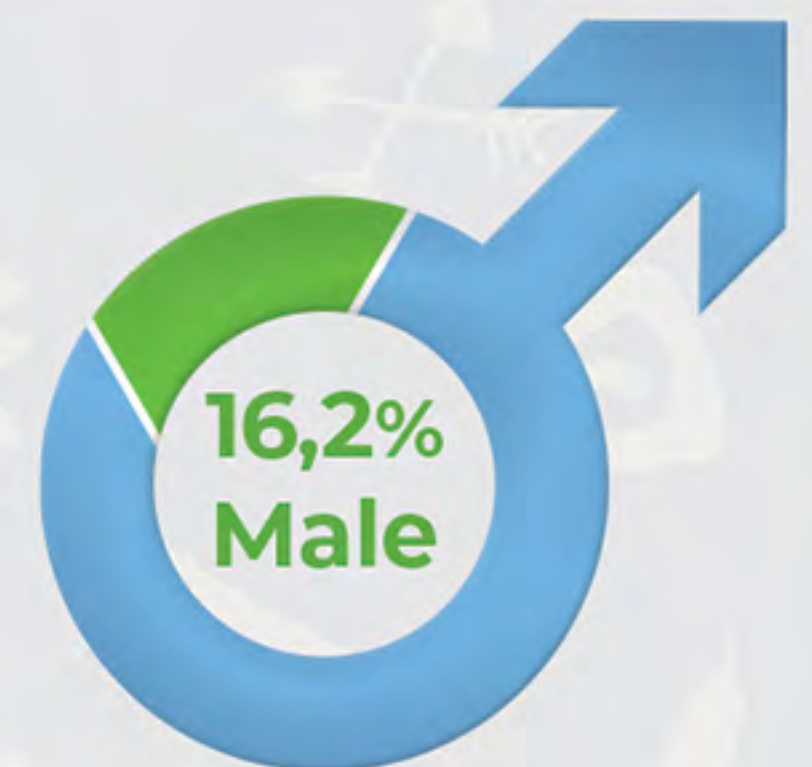
75,8%
Female

75,3%

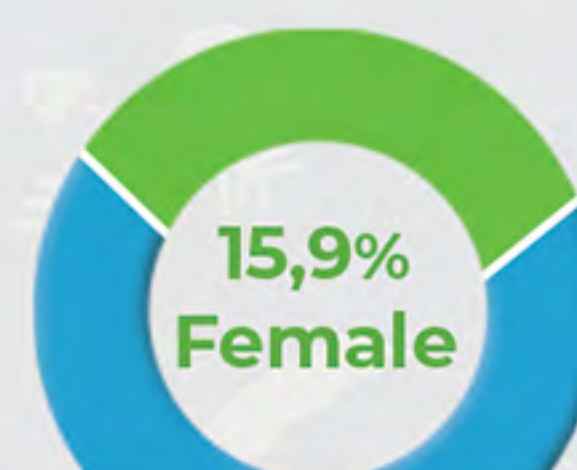


Supportive Cultural Participation

Total population
(12 years and older)



16,2%
Male



15,9%
Female

16,1%



Economy

Gross Domestic Product (GPD)
Market prices (2017)

5578,7

The economy has decreased in
(2017)

1,7%

GDP real growth
(2017)



GDP nominal growth
(2017)



Gross National Income
Market prices (2017)(mln Ang)



Per capita Gross National Income
Market prices (2017) ANG.



Education

Total Students Primary Education (2017/2018)

17.660

Total Students Secondary Education (VSBO/HAVO/VWO/MBO) (2017 - 2018)

10.331

Total Students

Senior

Secondary

Vocational

Education (SBO)

(2017/2018)

4.040

Dropout rate total population (Census 2011)

36.9%

Dropout rate (youth 15-24) (Census 2011)

34,9%

School Participation Rate (Total Population) (Census 2011)

26,2%

Enterprises

38.701 Active registered companies, per January 1st at Chamber of Commerce Curaçao (2017)



INTERNATIONAL
13.460



LOCAL
25.241

Numer of "businesses" per ending of 2017



Company Size	Number of Employees	Turnover in mln ANG
Small	< 10	< 0.5
Medium ⁽¹⁾	10 ≤ 50	0.5 ≤ 5
Large	> 50	> 5

(1) Medium also includes companies that are either small or large on one condition only.

85.6 Air quality Kas Chikitu

Average Concentration dec.SO₂ ug/m³(2016)

Wind Installed Capacity (2016)

30 MW

Solar Installed Capacity (2016)

11.1 MW

Carbon Footprint CO₂/capita (2015)

26.4 CO₂/c

Waste collected 1000 kg (2016)

177.800 Kg

Average Temperature (2017)

28.4°C

Total Average Monthly Rainfall (2017)

518.6 mm

Number of rainy days (2017)

77 days

Imports by main country (%)

USA	34.9%
Netherlands	20.5%
Puerto Rico	2.9%
Venezuela	3.8%
Panama	3.2%
Rest of the world	27.8%

2.275 **Total Imports**
Exclusive oil and oil products
(in mln ANG)

Exports by main country (%)

USA	17.7%
Aruba	10.2%
Netherlands	22.6%
St. Maarten	4.8%
Venezuela	2.7%
Rest of the world	41.9%

186 **Total Exports**
Exclusive oil and oil products
(in mln ANG)

POPULATION BY 4 COMMON DECEASES (NGE 2017)



High blood pressure
21%



Cataract
6%



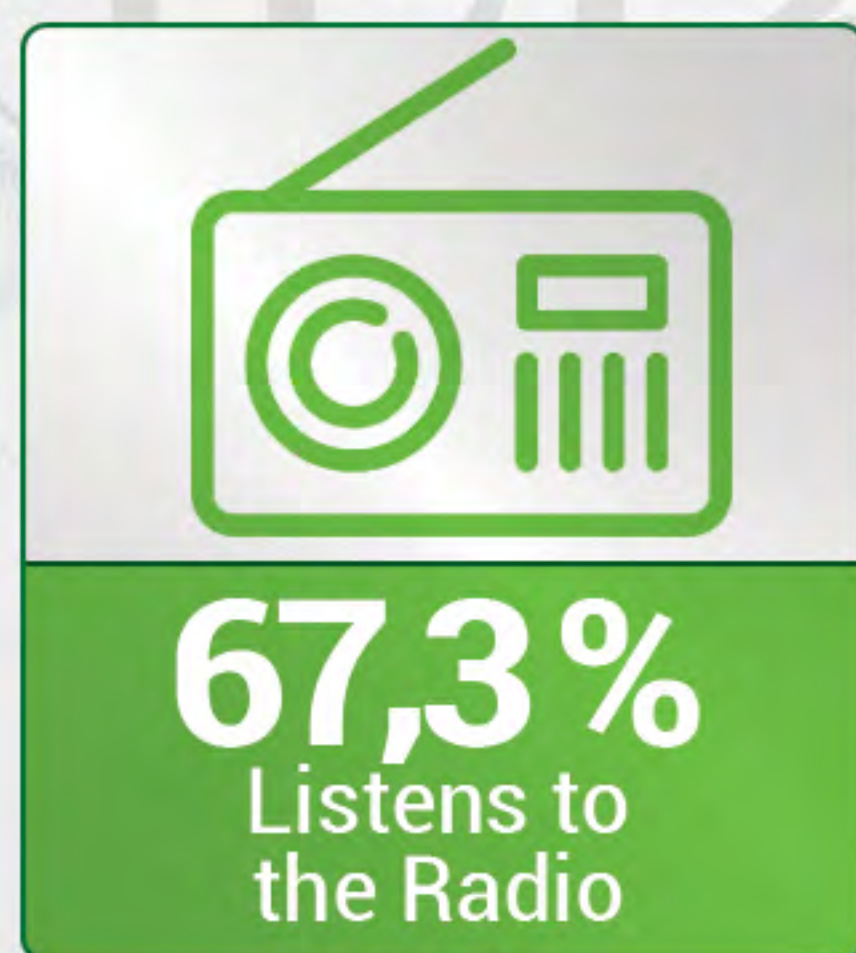
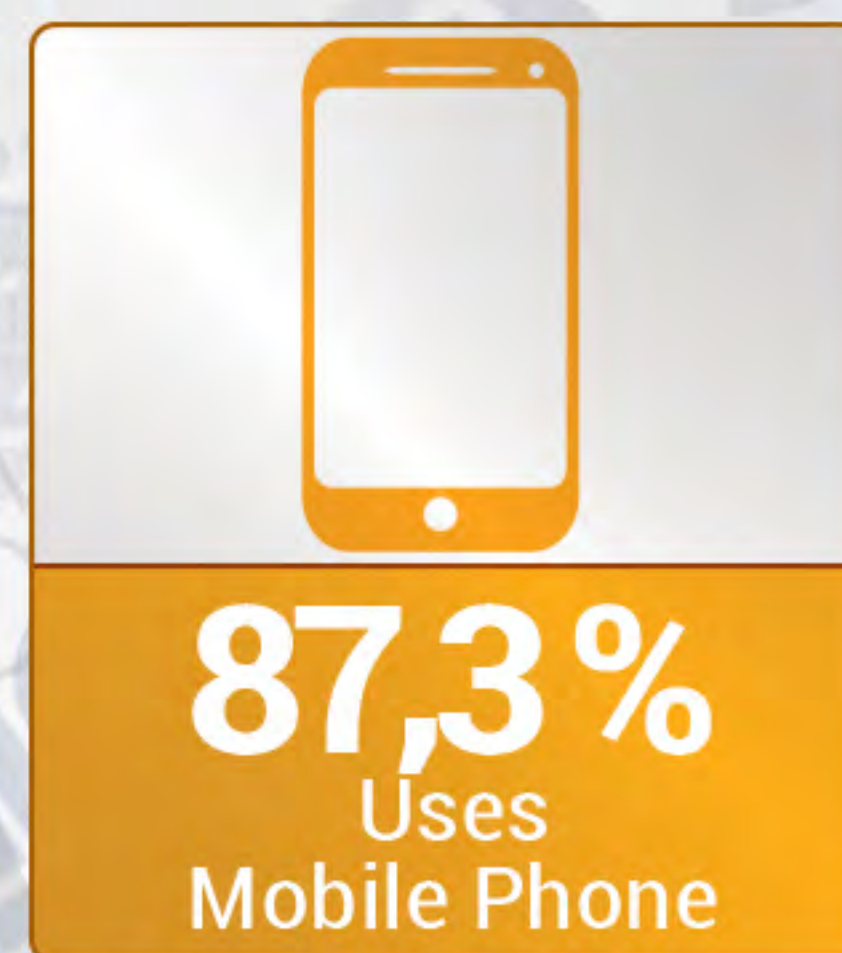
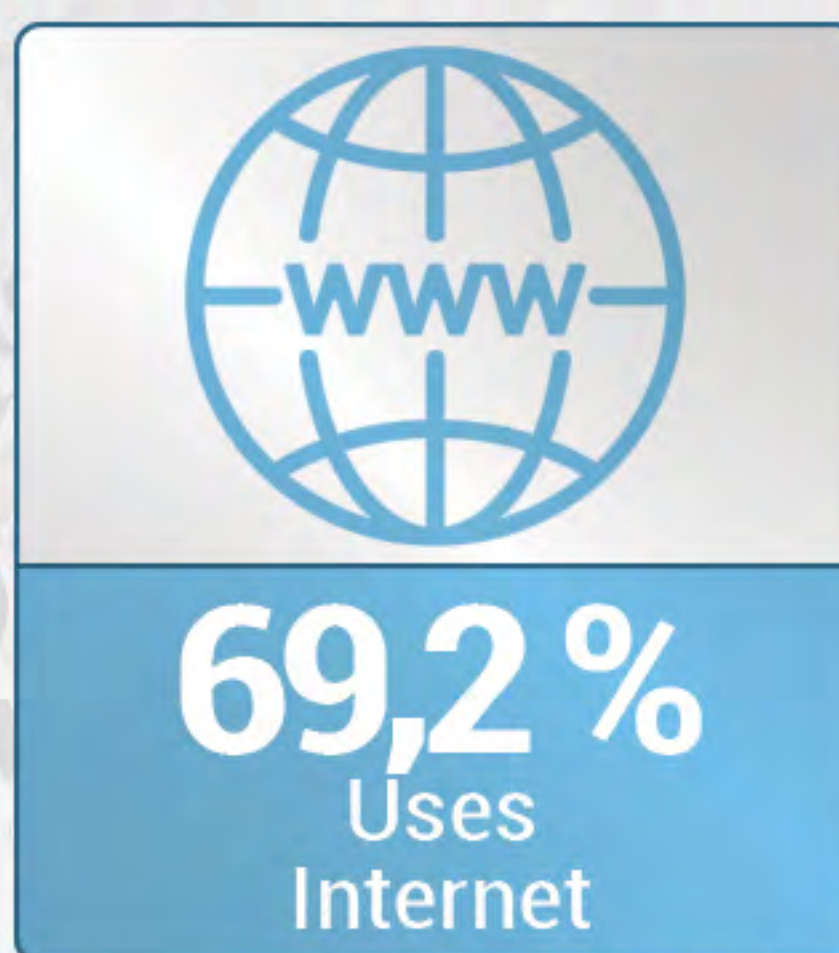
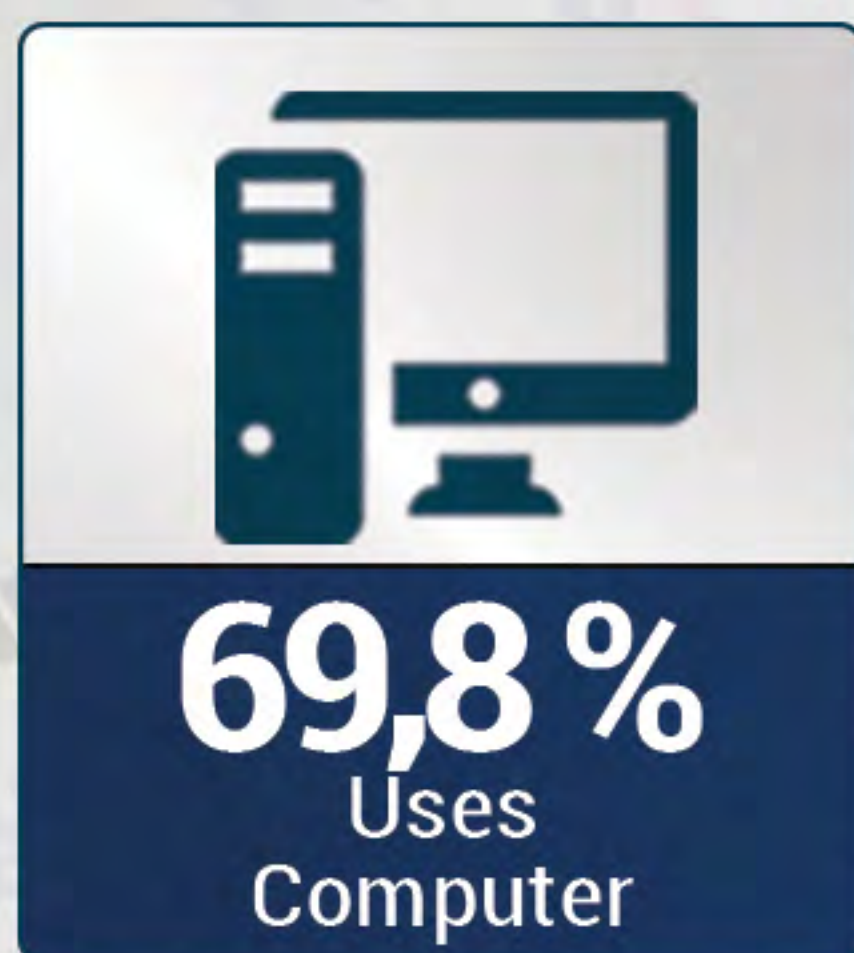
High Cholesterol
10%








Diabetes
8%

Media Usage

(6 years and older)



Social Media Users (6 years and older)




Income

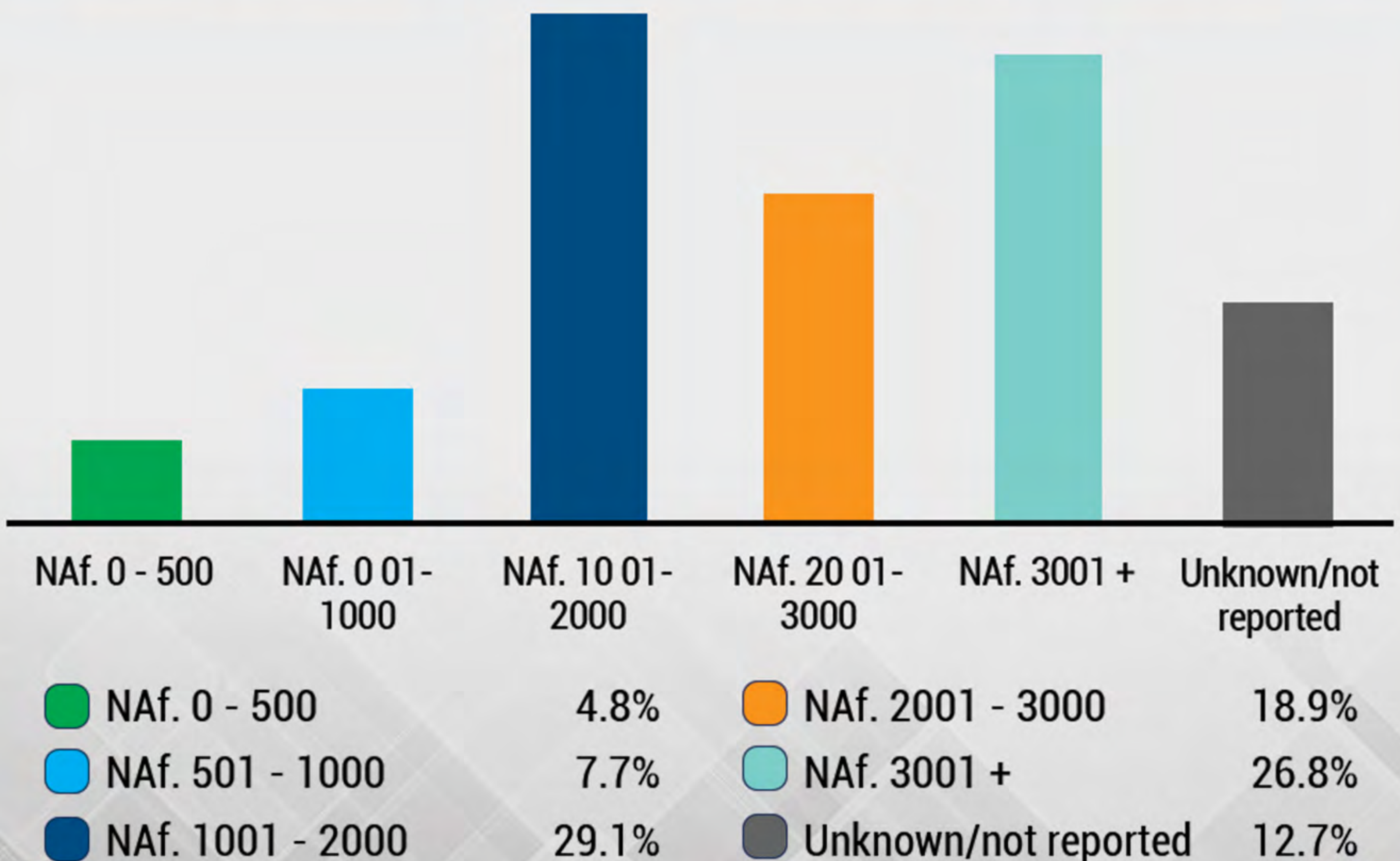
Average Income of the Employed Population



2.187,60



Gross monthly income of employed population 2017





Labour (2017)

The unemployment rate increased in 2017 to 14.1% compared with 13.3% of 2016

65.177

9.953



**Total Employed
Population**

**Total Unemployed
Population**

Labour (2017)

Total employed population	65,177
Male	31,684
Female	33,433
Total unemployed population	9,953
Male	4,222
Female	5,731
Labour force	75,070
Economically not active population	52,267
Participation rate (%)	47.9
Total unemployment rate (%)	13.3

Manufacturing and Energy

Electricity production, 10000 kWh



Water production, 1000 m3



Migration (2017)

Total Emigration	5.056
Total Immigration	4.602
Net registered migration	-453

Emigration by Country of Arrival



Immigration by Country of Departure




Population

(per January 1st, 2018)



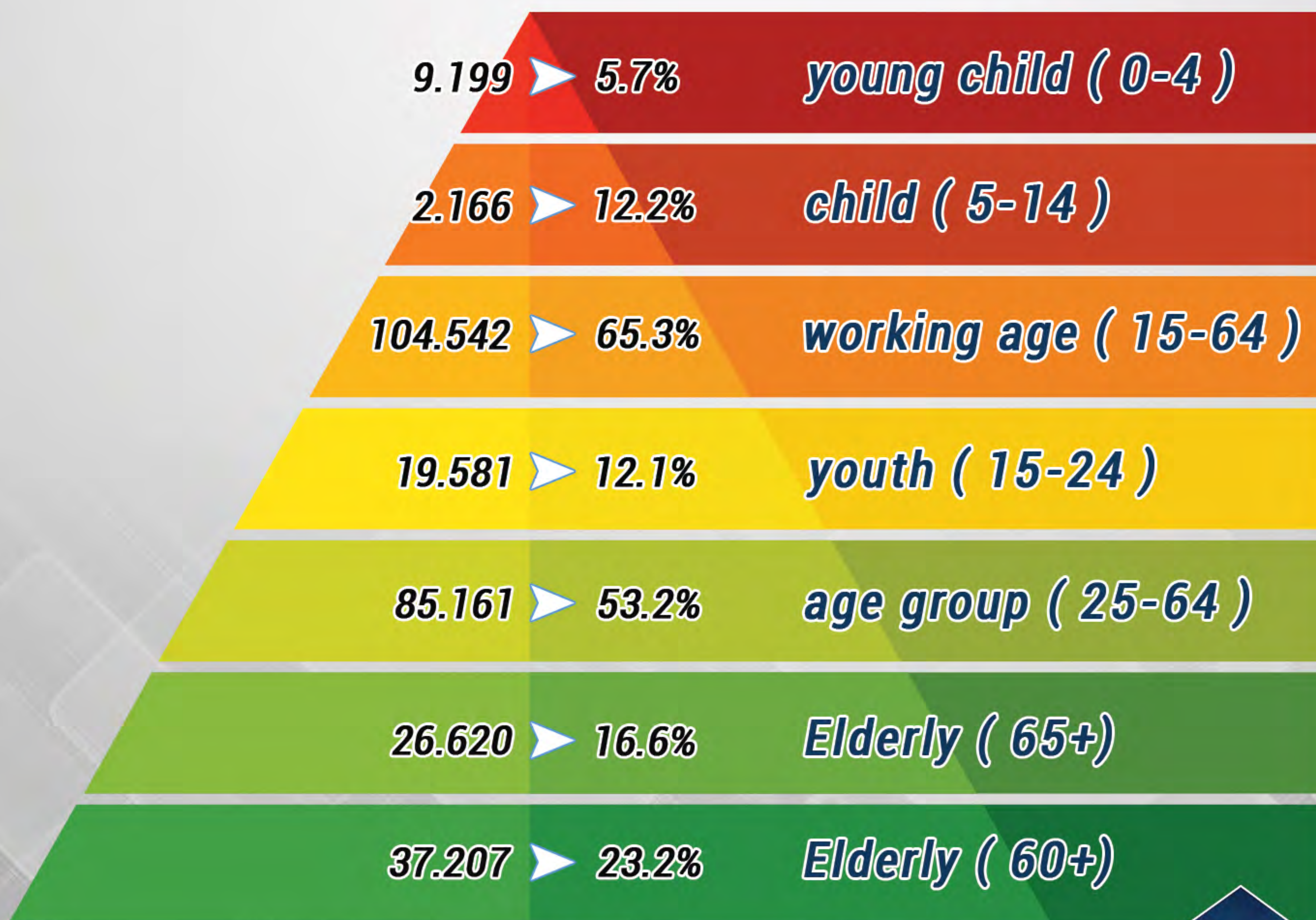
Total Population

160.012



Sex ratio (males per 100 female) 84.3

The population of Curaçao @ Functional age-groups



Population

(per January 1st, 2018) continued



Marriages (2017)

Resident Marriages	729
Non-resident Marriages	158
Crude Marriage rate	4.6

Divorces (2017)

Divorces	415
Divorces per 100 Marriages	57

Fertility (2017)

Total live birth	1548
Total fertility rate	1.5
Crude birth rate	9.7
Sex ratio at birth	105
Average age of mother at birth child	28.5

Mortality (2017)

Total death	1420
Crude death rate	8.9
Infant mortality rate	10.3
Life expectancy at birth	
Male	74.7
Female	81.5

SIGNATURE

Prices (2017)











17 – September 2018

Inflation Rate.....1,6

Consumer Price Index.....125,5

Inflation Rate by Expenditure



 Food	1,7%	 Medical care	1,5%
 Beverages & Tobacco	2,6%	 Recreation and Education	0,4%
 Clothing and footwear	-0,7%	 Miscellaneous	1,2%
 Housing	1,9%	 Total (inflation)	1,6%
 Household furnishing and Appliances	2,5%	 Transportation and Communication	1,7%

Public Finances (2017)

Government Revenues

2,378.7
(x mln ANG)

Government Expenditure

2,458.9
(x mln ANG)

Income from Direct Taxes

672,1
(x mln ANG)

Income from Indirect Taxes

825,4
(x mln ANG)

Social Affairs

9,175 NAf

Minimum wages per 1st of January 2018 (per hour)

Number of Persons Receiving Social Securities (2017)

General Old Age Insurance (AOV)

52.858

General Widows and Orphans Insurance (AVV)

3.219

Illness Insurance (ZV)

42.254

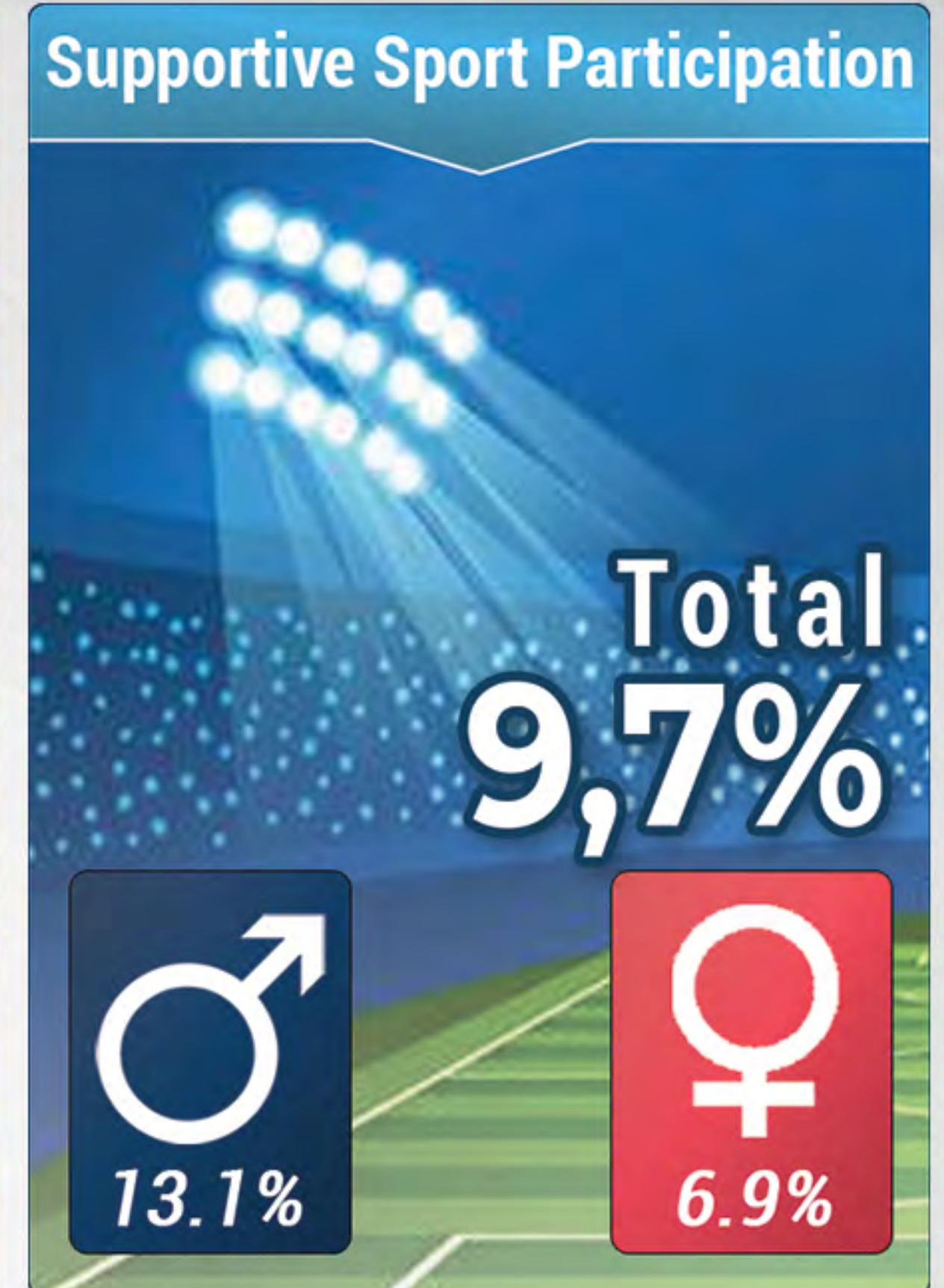
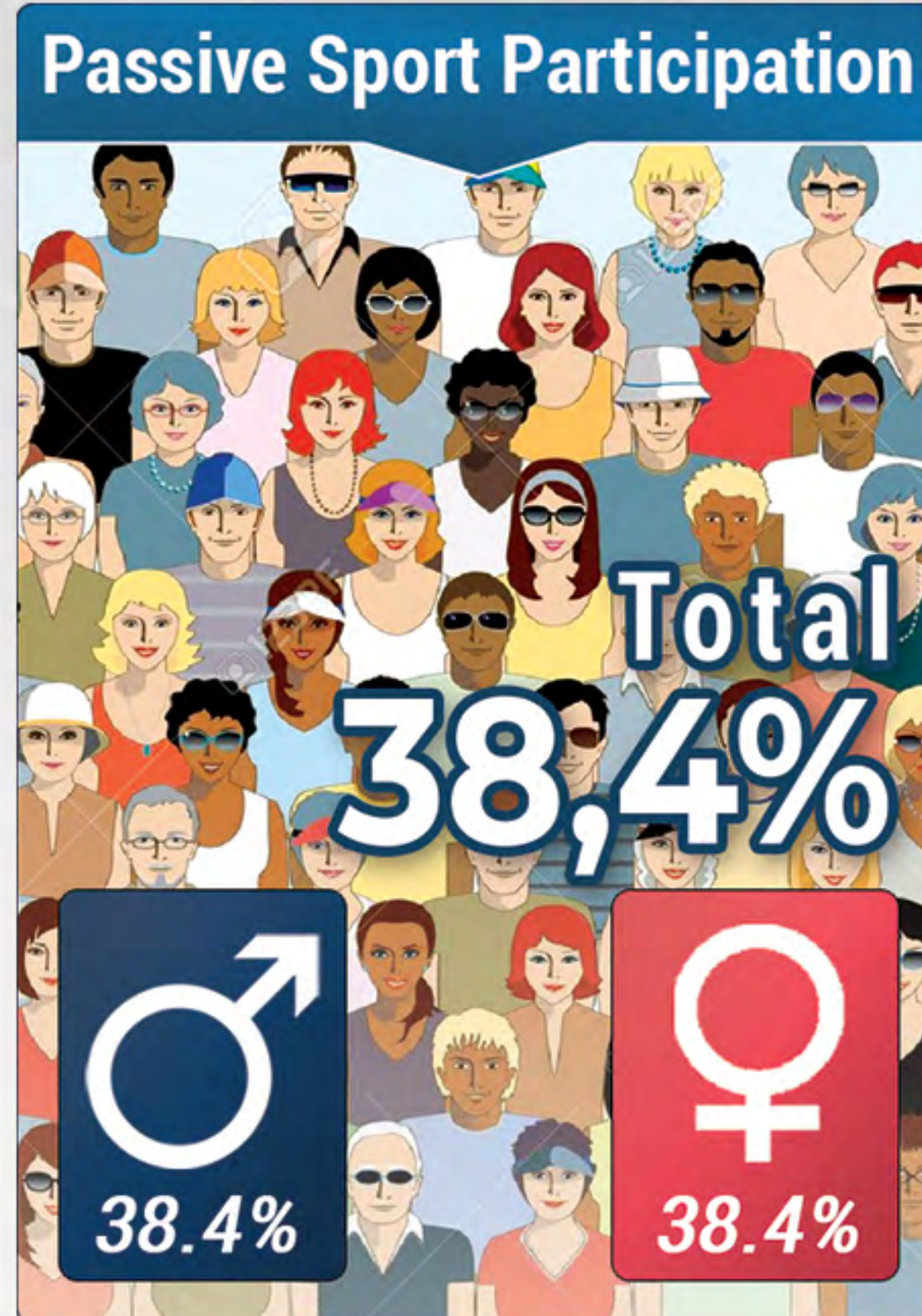
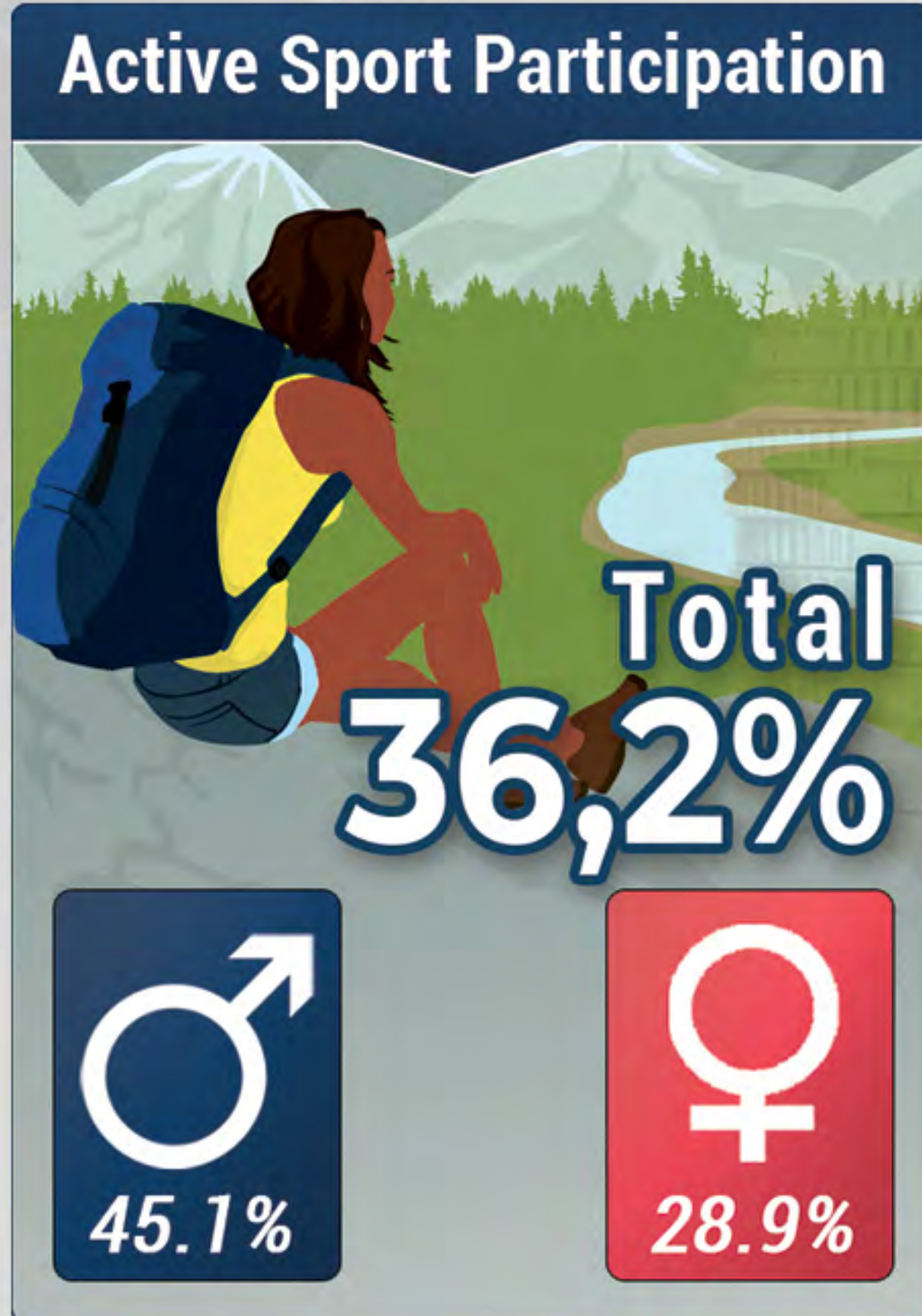
Basic Health Insurance (BZV)

148.390

Number of persons Receiving Welfare Benefit (Onderstand) (2017)

6.705

Sport Participation



Top 5 Most Practice Sport



Tourism (2017)

Stay over tourism (x1000)

Number of Tourists (incl. daytrippers)

474.327

Number of Tourists (excl. daytrippers)

441.332

Number of Nights

3.605.340

Welcome to Curaçao



Passengers by Air Arrivals

733.674



Passengers by Air Departures

741.039



Cruise Passengers

634.370



Hotel Occupancy Rate

73 %

Transport & Communication

Passengers Cars Registered

75.709

Number of Passenger Cars per
1000 inhabitant

473

Total ships piloted into Ports

2.319

Air Traffic Movements
Landing

17.511

Air Traffic Movements Take Offs

1.309

Number of road accidents

13.542

Number of newly Issued Driver
Licenses

1.309

Total outs Fire-Brigade (2017)

1080

Fixed Telephone
Connections
(dec.2017)

60.598

Mobile Telephone Connections
(dec.2017)

187.184



CENTRAL BUREAU OF STATISTICS CURAÇAO
WTC-Building, Piscadera Bay z/n | Willemstad | Curaçao

 (+599-9) 839-2300  info@cbs.cw  www.cbs.cw  cbstur