



Central Bureau of Statistics Curaçao



CURAÇAO IN FIGURES

STATISTICAL ORIENTATION

CURAÇAO 2018

STATISTICAL ORIENTATION

CURAÇAO 2018

Willemstad, October 2019
CENTRAL BUREAU OF STATISTICS CURAÇAO

PUBLISHER

Central Bureau of Statistics Curaçao
WTC Building, Piscaderabay z/n
Curaçao

INFORMATION

T: +599 98392300
E: info@cbs.cw
W: www.cbs.cw
F: cbstur
digitallibrary.cbs.cw

DESIGN

Pinpoint Graphic+

PRINTER

One Media Group

WHERE TO ORDER:

Central Bureau of Statistics Curaçao

© Central Bureau of Statistics, 2019
The contents of this publication may be quoted
provided the source is given accurately and clearly.



General Information	4
Economy	5
Education	6
Enterprises	7
Environment	8
Foreign Trade	9
Health	11
ICT& Media	12
Income	13
Labour	14
Manufacturing & Energy	15
Migration	16
Population	17
Prices	19
Public Finances	20
Social Affairs	21
Sport Participation	22
Tourism	23
Transport & Communication	24



REGION: Caribbean

CURRENCY: Antillean Guilder

CAPITAL CITY: Willemstad

AREA IN SQUARE KILOMETERS: 444

**POPULATION DENSITY PER SQUARE KILOMETERS,
PER JANUARY 1ST, 2019:** 360

OFFICIAL LANGUAGES: Dutch, Papiamentu, English



THE ECONOMY HAS DECREASED
IN 2018 WITH 2.2%

GROSS DOMESTIC PRODUCT (GDP),
MARKET PRICES (2018) (IN MLN) **5,599**

GROSS DOMESTIC PRODUCT
(GDP), MARKET PRICES,
PER CAPITA (2018) **34,990.8**

GROSS NATIONAL INCOME,
MARKET PRICES (2018) **5,638**

GDP REAL GROWTH
(2018)

-2.2%

GDP NOMINAL GROWTH
(2018)

-0.4%

PER CAPITA GROSS NATIONAL INCOME,
MARKET PRICES (2018) **35,383.4**





**TOTAL STUDENTS PRIMARY
EDUCATION (2018/2019)**

17,660

**TOTAL STUDENTS SECONDARY
EDUCATION (2018/2019)**

10,331


VSBO	6,219
HAVO/VWO	2,964
VSO/ZMLK	72
VSBO/AGO	1,076

**TOTAL STUDENTS SENIOR
SECONDARY VOCATIONAL
EDUCATION (SBO) (2018/2019)**

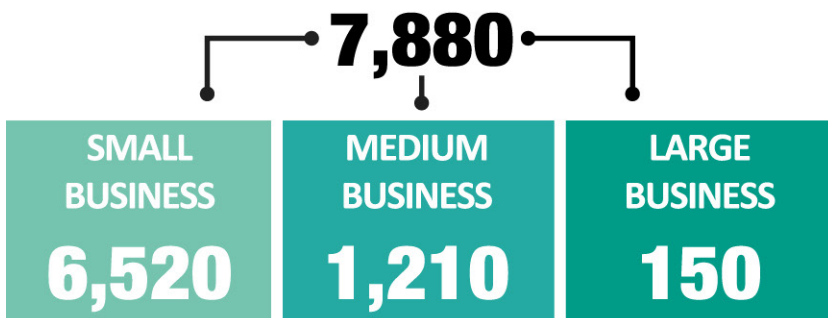
4,040



ACTIVE REGISTERED COMPANIES, PER JANUARY 1ST AT CHAMBER OF COMMERCE CURAÇAO (2018)



NUMER OF "BUSINESSES" PER ENDING OF 2018



COMPANY SIZE	NUMBER OF EMPLOYEES	TURNOVER IN MLN ANG
Small	< 10	< 0.5
Medium ¹⁾	10 ≤ 50	0.5 ≤ 5
Large	> 50	> 5

1) Medium also includes companies that are either small or large on one condition only.




**AIR QUALITY KAS CHIKITU;
AVERAGE CONCENTRATION DEC.SO2 UG/M3
(DECEMBER 2017)**

60.7



**SOLAR,
INSTALLED
CAPACITY,
MW (2018)**

12.5



**WIND,
INSTALLED
CAPACITY,
MW (2017)**

46.5

Carbon Footprint, CO ₂ /capita (2018)	14.5
Waste collected, 1000 kg (2018)	197,400
Average temperature, (2018)	27.7 °C
Total average monthly rainfall, (2018)	596.5 mm
Number of rainy days (2018)	77



TOTAL IMPORTS, EXCLUSIVE OIL
AND OIL PRODUCTS (IN MLN ANG)

2,446



TOTAL EXPORTS, EXCLUSIVE OIL
AND OIL PRODUCTS (IN MLN ANG)

205



TOP 5 MOST IMPORTED PRODUCTS

1. Boat, ship and construction sailor
2. Car and other motor vehicle designs for traffic
3. Structure and part of structure of metal, steel or aluminum
4. Medicines, including for animals
5. Alcoholic beverages

TOP 5 MOST EXPORTED PRODUCTS

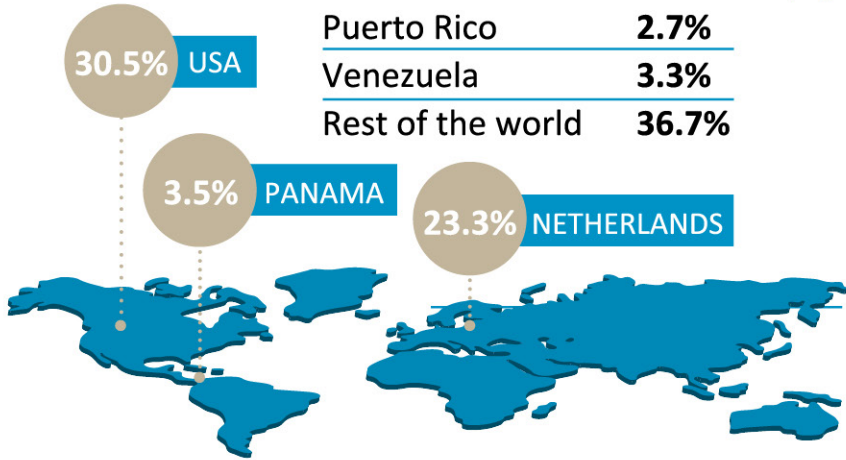
1. Boat, ship and construction sailor
2. Perfumes, cosmetics products and products from toilet, exclusive soap
3. Frozen vegetables and fruits
4. Stone, sand and gravel
5. Car and other motor vehicle designs for traffic

Foreign Trade (2018)

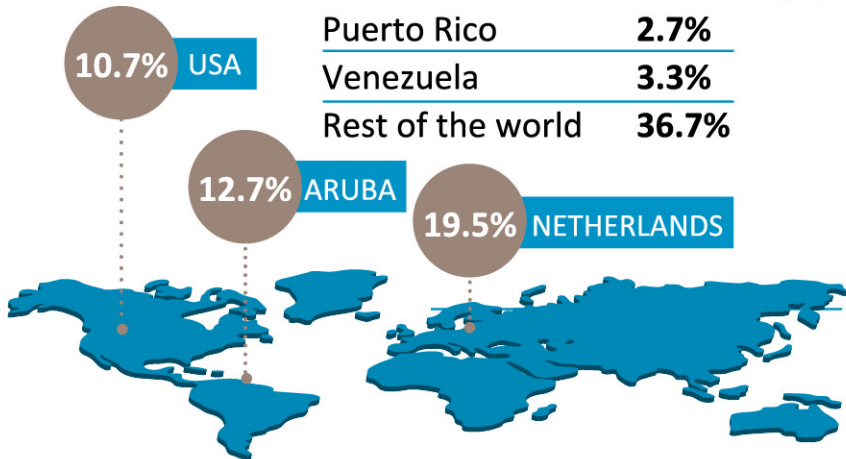
continued



IMPORTS BY MAIN COUNTRY (%)

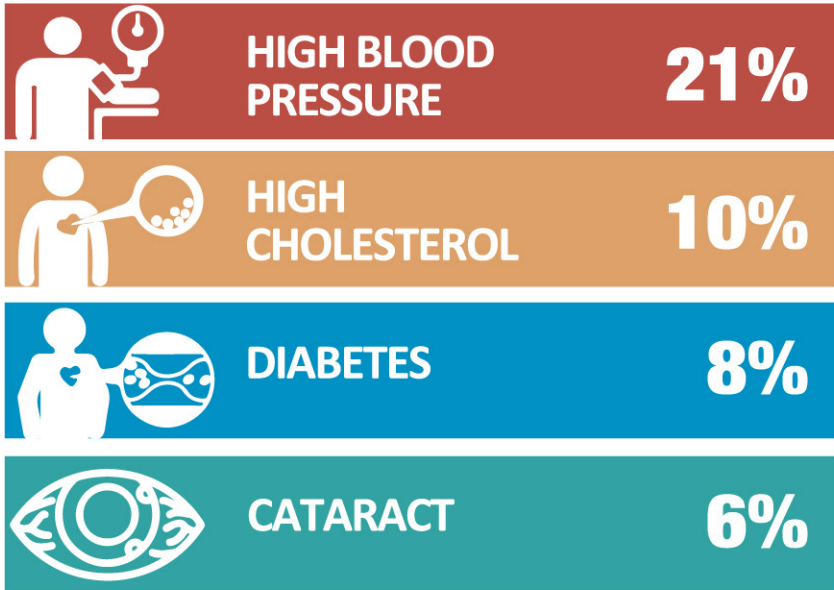


EXPORTS BY MAIN COUNTRY (%)

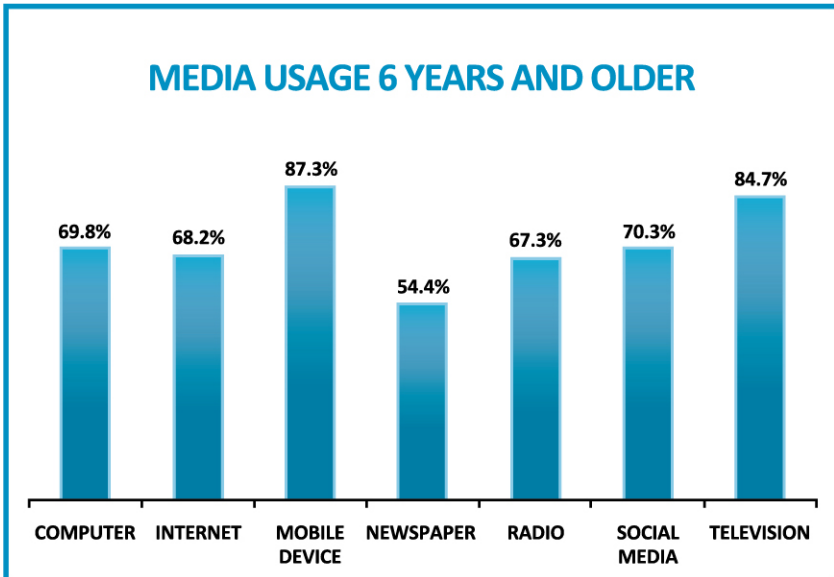




POPULATION BY 4 MOST COMMON DISEASES (NGE 2017)



Source: Volksgezondheid Instituut Curaçao (VIC)




SOCIAL MEDIA USERS (6 YEARS AND OLDER)

Facebook	55.5%	Pinterest	9.1%
Google-Plus	30.4%	Snapchat	15.3%
Instagram	21.5%	Twitter	8.5%
LinkedIn	6.0%	WhatsApp	67.0%
Messenger	47.4%	Youtube	51.5%
Other	2.6%		




AVERAGE INCOME OF THE EMPLOYED POPULATION

2,187.60



1,944.29



2,493.02

GROSS MONTHLY INCOME OF EMPLOYED POPULATION 2018

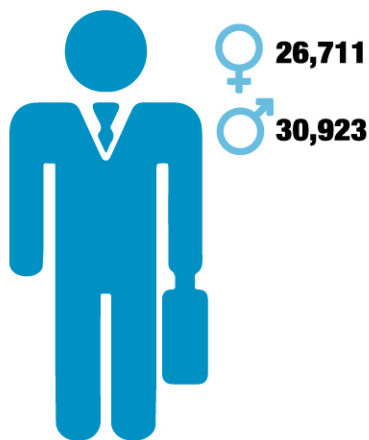
	Total (%)
NAf. 0 - 500	8.4
NAf. 501 - 1000	3.8
NAf. 1001 - 2000	3.0
NAf. 2001 - 3000	17.8
NAf. 3001 +	25.9
Unknown/not reported	14.9



LABOUR FORCE


73,097

TOTAL EMPLOYED POPULATION



57,634


TOTAL UNEMPLOYED POPULATION



15,464

The unemployment rate increased in april 2019 to 21.2% compared with 13.4% of 2016

Economically not active population	52,116
Participation rate (%)	47.0
Total unemployment rate (%)	21.2
Youth unemployment rate (%) (2018)	29.3



ELECTRICITY PRODUCTION

10000 KWH

865.9



WATER PRODUCTION

1000 M3

15,193



Net registered migration -453

TOTAL IMMIGRANTS BY COUNTRY OF DEPARTURE

Netherlands	2,197
Venezuela	297
China	63


TOTAL EMIGRANTS BY COUNTRY OF ARRIVAL

Netherlands	4,446
Bonaire	267
Aruba	107



TOTAL POPULATION

158,665



86,123

72,542

FUNCTIONAL AGE-GROUPS		%
Young child (0-4)	9,199	5.7
Child (5-14)	2,166	12.2
Working age (15-64)	10,454	65.3
Youth (15-24)	19,581	12.1
Age group (25-64)	85,161	53.2
Elderly (65+)	26,620	16.6
Elderly (60+)	37,207	23.2



MARRIAGES (2017)

Resident marriages	729
Non-resident marriages	158
Crude marriage rate	4.6

DIVORCES (2017)

Divorces	415
Divorces per 100 marriages	57

MORTALITY (2018)

Total death	1,399
Crude death rate	8.8
Infant mortality rate	8.1
Life expectancy at birth	
Male	74.7
Female	81.5

FERTILITY (2018)

Total live birth	1,727
Total fertility rate	1.7
Crude birth rate	10.8
Sex ratio at birth	113
Average age of mother at birth child	28.8



INFLATION RATE

2.6

CONSUMER PRICE INDEX

128.7

INFLATION RATE BY EXPENDITURE

Food	4.5%
Beverages & Tobacco	2.2%
Clothing and footwear	0.7%
Housing	3.8%
Household furnishing and appliances	0.0%
Medical care	1.7%
Transportation and communication	2.6%
Recreation and education	0.6%
Miscellaneous	0.9%
Total (inflation)	1.6%



INCOME FROM DIRECT TAXES (2018)
(X MLN ANG)

670.8

INCOME FROM INDIRECT TAXES (2018)
(X MLN ANG)

824.3



MINIMUM WAGES PER 1ST OF
JANUARY 2018 (PER HOUR)

Naf 9.37

NUMBER OF PERSONS RECEIVING SOCIAL SECURITIES (2018)

General Old Age Insurance (AOV)	51,777
General Widows and Orphans Insurance (AVV)	3,199
Illness Insurance (ZV)	41,424
Basic Health Insurance (BZV)	149,412

NUMBER OF PERSONS RECEIVING WELFARE BENEFITS (ONDERSTAND) (2018)

7,176

Sport Participation (2016)



ACTIVE SPORT PARTICIPATION

Total		36.2%
	Male	45.1%
	Female	28.9%

PASSIVE SPORT PARTICIPATION

Total		38.4%
	Male	47.8%
	Female	30.9%

SUPPORTIVE SPORT PARTICIPATION

Total		9.7%
	Male	13.1%
	Female	6.9%

TOP 5 MOST PRACTICE SPORT





STAY OVER TOURISM (X1000)

Number of tourists (incl.daytrippers)	<u>45,239</u>
Number of tourists (excl.daytrippers)	43,169
Number of nights	3,912,704

PASSENGERS BY
AIR ARRIVALS

61,675

PASSENGERS BY
AIR DEPARTURES

66,256

CRUISE PASSENGERS

75,727



HOTEL
OCCUPANCY RATE
75.73



PASSENGERS CARS REGISTERED

77,332

Number of passengers cars per 1000 inhabitants **483**

Number of newly issued driver licenses **2,726**

Number of road accidents **13,168**

TOTAL SHIPS PILOTED INTO PORTS


2,319

AIR TRAFFIC MOVEMENTS LANDING **17,248**

AIR TRAFFIC MOVEMENTS TAKE OFFS **1,078**

TOTAL OUTS FIRE-BRIGADE (2018)

1,110



FIXED TELEPHONE
CONNECTIONS
(DEC. 2018)

58,625

MOBILE TELEPHONE
CONNECTIONS
(DEC. 2018)

186,390



CENTRAL BUREAU OF STATISTICS CURAÇAO

WTC-Building, Piscaderabay z/n | Willemstad | Curaçao

T: (+599-9) 839-2300

E: info@cbs.cw | www.cbs.cw

FB: [cbscur](https://www.facebook.com/cbscur)
