



# STATISTICAL ORIENTATION

CURAÇAO 2020



# **STATISTICAL ORIENTATION**

## **CURAÇAO 2020**

Willemstad, August 2021  
CENTRAL BUREAU OF STATISTICS CURAÇAO

## **PUBLISHER**

Central Bureau of Statistics Curaçao  
WTC Building, Piscaderabay z/n  
Curaçao

## **INFORMATION**

T: +599 9 8392300

E: [info@cbs.cw](mailto:info@cbs.cw)

W: [www.cbs.cw](http://www.cbs.cw)

F: [cbscur](https://cbscur.cw)

[digitallibrary.cbs.cw](https://digitallibrary.cbs.cw)

[curacaodata.cbs.cw](https://curacaodata.cbs.cw)

## **DESIGN**

Pinpoint Graphic+

## **INFORMATION**

Telephone: +599 9 8392300

WhatsApp: +599 9 5202227

© Central Bureau of Statistics, 2021

The contents of this publication may be quoted  
provided the source is given accurately and clearly.

# Introduction



*The publication offers a source of information for everyone who wishes to be informed about various topics regarding the social and economic situation of Curaçao.*

*More than ever the **Central Bureau of Statistics (CBS)** realizes the importance of statistical data as an instrument for research, analysis and policy making.*

*All information can easily be accessed through the digital platforms of CBS:*

[www.cbs.cw](http://www.cbs.cw)

[www.curacaodata.cbs.cw](http://www.curacaodata.cbs.cw)

[www.digitallibrary.cbs.cw](http://www.digitallibrary.cbs.cw)

*Furthermore you can visit our **Facebook page** ([www.facebook.com/cbscur](http://www.facebook.com/cbscur)) for more information.*

*I hope you find Statistical Orientation a useful, enjoyable source of information.*

*Director CBS*

***Drs. Sean F. de Boer***

*Willemstad, August 2021*

# Content



General Information	5
Economy	6
Education	7
Enterprises	8
Environment	9
Foreign Trade	10
Health	11
Housing	12
ICT& Media	13
Income	14
Labour	15
Manufacturing & Energy	16
Migration	17
Population	18
Prices	20
Public Finances	21
Social Affairs	22
Tourism	24
Transport & Communication	25



## CURAÇAO

REGION: **Caribbean**

CURRENCY: **Antillean Guilder**

CAPITAL CITY: **Willemstad**

AREA IN SQUARE KILOMETERS: **444**

POPULATION DENSITY PER  
SQUARE KILOMETERS,  
PER JANUARY 1ST, 2020:

**346**

OFFICIAL LANGUAGES:

**Dutch, English,  
Papiamentu**



## THE ECONOMY HAS DECREASED IN 2020 WITH 18.4%

Gross Domestic Product (GDP)  
at market prices, nominal (Mln ANG) **4,646.5**  
Nominal GDP growth (in %) **-16.3**

Gross Domestic Product (GDP),  
market prices, real (Mln ANG) **4,011.2**  
Real GDP growth **-18.4%**

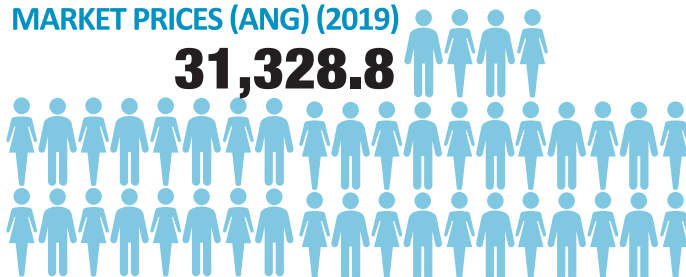
GDP per capita at market prices,  
nominal (ANG) (2019) **29,742.9**  
Annual growth rate of nominal GDP per capita (%) (2019) **-15.0**

GDP per capita at market prices, real (ANG) (2019) **25,675.9**  
Annual growth rate of real GDP per capita (%) (2019) **-17.2**

Gross National income, market prices  
(Mln ANG) (2019) **4,854.3**

### GROSS NATIONAL INCOME PER CAPITA, MARKET PRICES (ANG) (2019)

**31,328.8**



Annual growth rate National income per capita (%) (2019) **-15.5**

\*preliminary data



# Education (2020/2021)



Total students  
primary education\*

16,158

Total students secondary education  
VSBO  
HAVO/VWO

6,049  
3,061

Total students Senior  
Secondary Vocational  
Education (SBO)

4,489

Total students HBO  
(Univeristy of Curaçao)

1,262

**TOTAL STUDENTS**  
Schoolyear 2020/2021

**31.019**


*\*not included students of private schools*

Source: Ministry of Education, Sports and Science

# Enterprises



## ACTIVE REGISTERED COMPANIES, PER JANUARY 1ST AT CHAMBER OF COMMERCE CURAÇAO (2020)



## NUMER OF "BUSINESSES" PER ENDING OF 2020




COMPANY SIZE	NUMBER OF EMPLOYEES	TURNOVER IN MLN ANG
Small	< 10	< 0.5
Medium <sup>1)</sup>	10 ≤ 50	0.5 ≤ 5
Large	> 50	> 5

1) Medium also includes companies that are either small or large on one condition only.




## AIR QUALITY KAS CHIKITU; AVERAGE CONCENTRATION DEC.SO2 UG/M3 (2019)

**13**



SOLAR, INSTALLED CAPACITY,  
MW (2020)

**13.2**



WIND, INSTALLED CAPACITY,  
MW (2020)

**46.5**

Carbon Footprint, CO <sub>2</sub> /capita (2018)	<b>14.5</b>
Waste collected, 1000 kg (2020)	<b>187,244</b>
Average temperature, (2020)	<b>28.3 °C</b>
Total average monthly rainfall, (2020)	<b>646 mm</b>
Number of rainy days (2020)	<b>79</b>

# Foreign Trade (2020)



TOTAL IMPORTS, EXCLUSIVE OIL AND OIL PRODUCTS (IN MLN ANG) **1,795**

TOTAL EXPORTS, EXCLUSIVE OIL AND OIL PRODUCTS (IN MLN ANG) **147**

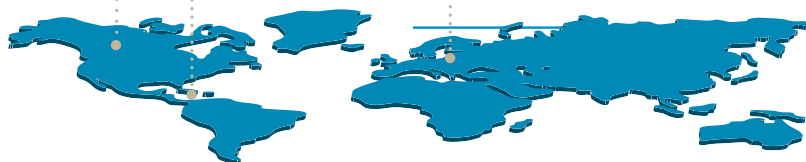
## IMPORTS BY MAIN COUNTRY (%)

Puerto Rico	3.4%
Venezuela	1.3%
Rest of the world	31.3%

31.8% USA

6.3% PANAMA

25.9% NETHERLANDS



## EXPORTS BY MAIN COUNTRY (%)

USA	10.2%
St. Maarten	2.7%
Rest of the world	27.2%

12.2% ARUBA

33.3% BONAIRE

14.3% NETHERLANDS





## POPULATION BY 4 MOST COMMON DECEASES (NHS 2017)




**HIGH BLOOD PRESSURE**

**21%**



**HIGH CHOLESTEROL**

**10%**



**DIABETES**

**8%**



**CATARACT**

**6%**

*Source: The Institute of Public Health Curaçao (VLC) (2017)*

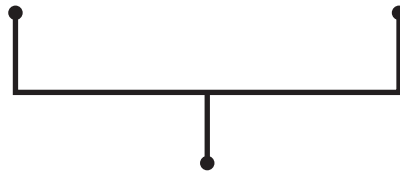


HOUSING DEMAND

**78.728**

HOUSING SUPPLY

**71.037**

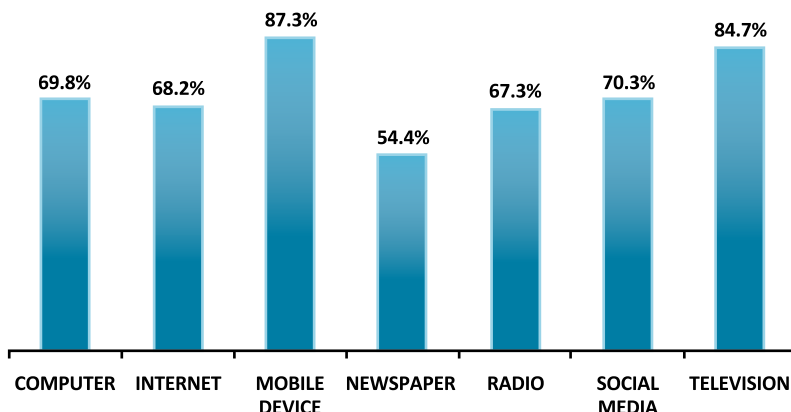


HOUSING SHORTAGE

**6.691**



## MEDIA USAGE 6 YEARS AND OLDER




## SOCIAL MEDIA USERS (6 YEARS AND OLDER)

Facebook	55.5%	Pinterest	9.1%
Google-Plus	30.4%	Snapchat	15.3%
Instagram	21.5%	Twitter	8.5%
LinkedIn	6.0%	WhatsApp	67.0%
Messenger	47.4%	Youtube	51.5%
Other	2.6%		



## AVERAGE INCOME OF THE EMPLOYED POPULATION (2019)

**2,458.42**



**1,870.52**



**1,944.50**


## GROSS MONTHLY INCOME OF EMPLOYED POPULATION (2019)

	Total (%)
NAf. 0 - 500	3.1
NAf. 501 - 1000	11.1
NAf. 1001 - 2000	27.9
NAf. 2001 - 3000	18.0
NAf. 3001 +	22.8
Unknown/not reported	17.1






## TOTAL EMPLOYED POPULATION



**57,050**

## TOTAL UNEMPLOYED POPULATION




**13,442**

## LABOUR FORCE

**70,494**

The unemployment rate increased in 2020 to 19.1% compared with 17.4% of 2019

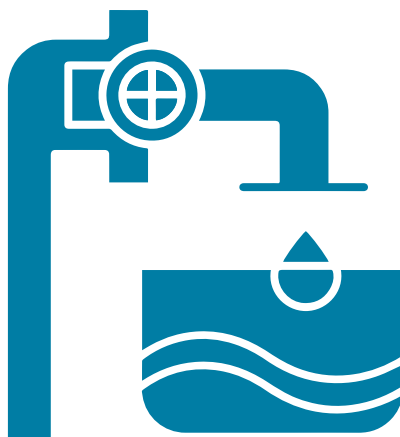
Economically not active population	<b>54,562</b>
Participation rate (%)	<b>46.7</b>
Total unemployment rate (%)	<b>19.1</b>
Youth unemployment rate (%) (2018)	<b>42.2</b>



## ELECTRICITY PRODUCTION

10000 KWH

**839.2**



## WATER PRODUCTION

1000 M3

**14,345**

# Migration (2019)



Net registered migration **-2,632**

## TOP 3 TOTAL IMMIGRATION BY COUNTRY OF DEPARTURE

Netherlands	<b>59.0%</b>
Venezuela	<b>6.5%</b>
Colombia	<b>3.6%</b>


## TOP 3 TOTAL EMIGRATION BY COUNTRY OF ARRIVAL

Netherlands	<b>83.3%</b>
Bonaire	<b>5.6%</b>
St. Maarten	<b>1.6%</b>



## TOTAL POPULATION

# 153,671



## 83,757

## 69,914

FUNCTIONAL AGE-GROUPS	%
Young child (0-4)	5.0
Child (5-14)	12.0
Working age (15-64)	64.0
Youth (15-24)	11.0
Age group (25-64)	53.0
Elderly (60+)	26.4
Elderly (65+)	19.0

# Population (per January 1st, 2021)



*Continued*



## MARRIAGES (2019)

**722**

Resident marriages **563**

Non-resident marriages **159**

Crude marriage rate **3.6**



## DIVORCES (2019)

Divorces **409**

Divorces per 100 marriages **73**



## MORTALITY (2019)

Total death **1,387**

Crude death rate **8.8**

Infant mortality rate **5.7**



## FERTILITY (2019)

Total live birth **1,583**

Total fertility rate **1.6**

Crude birth rate **10.1**

Sex ratio at birth **106**

Average age of mother at birth child **28.8**



## INFLATION RATE BY EXPENDITURE

Food	<b>7.0%</b>
Beverages & Tobacco	<b>16.6%</b>
Clothing and footwear	<b>-1.7%</b>
Housing	<b>1.8%</b>
Household furnishing and appliances	<b>1.3%</b>
Medical care	<b>2.2%</b>
Transportation and communication	<b>0.2%</b>
Recreation and education	<b>1.4%</b>
Miscellaneous	<b>1.7%</b>
Total (inflation)	<b>2.7%</b>



INCOME FROM  
DIRECT TAXES (2020)  
(X MLN ANG)

**511.1**

INCOME FROM  
INDIRECT TAXES (2020)  
(X MLN ANG)

**684.4**



GOVERNMENT  
REVENUES (2019)  
(X MLN ANG)

**1,624.9**

GOVERNMENT  
EXPENDITURE (2019)  
(X MLN ANG)

**1,652.7**



MINIMUM WAGES PER 1ST OF  
JANUARY 2020 (PER HOUR)

**Naf 9.62**

## NUMBER OF PERSONS RECEIVING SOCIAL SECURITIES (2020)

General Old Age Insurance (AOV)	<b>48,609</b>
General Widows and Orphans Insurance (AWW)	<b>3,055</b>
Illness Insurance (ZV)	<b>35,994</b>
Basic Health Insurance (BVZ)	<b>150,893</b>

NUMBER OF PERSONS  
RECEIVING WELFARE BENEFITS  
(ONDERSTAND) (2020)

**8,253**





## TOTAL TOURIST ARRIVALS

**436,242**



CRUISE ARRIVALS

**256,033**



DAY TRIPPERS

**5,338**



STAYOVERS

**174,871**





PASSENGERS CARS REGISTERED

**60,419**

Number of passengers cars per 1000 inhabitants **387**

Number of road accidents **9,615**


Number of newly issued driver licenses **1,324**

TOTAL SHIPS PILOTED INTO PORTS

**2,319**

AIR TRAFFIC MOVEMENTS LANDING **17,248**

AIR TRAFFIC MOVEMENTS TAKE OFFS **1,078**



FIXED TELEPHONE  
CONNECTIONS

**53,088**



MOBILE TELEPHONE  
CONNECTIONS

**184,710**



CENTRAL BUREAU OF STATISTICS CURAÇAO

WTC-Building, Piscaderabay z/n | Willemstad | Curaçao

T: (+599-9) 839-2300

E: [info@cbs.cw](mailto:info@cbs.cw) | [www.cbs.cw](http://www.cbs.cw)

FB: [cbscur](https://www.facebook.com/cbscur)